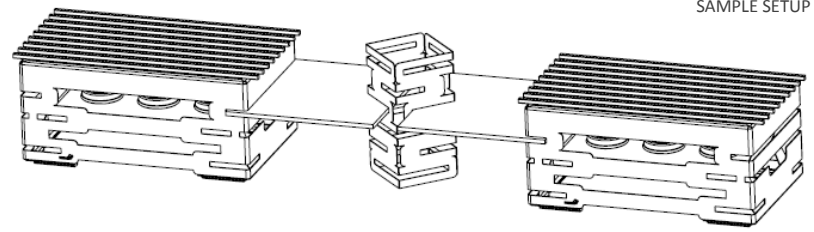


MULTI-CHEF WARMER

Level up your buffet setup with the chic, multi-functional Multi-Chef Warmer! Start thinking of the many stunning ways you can flaunt your food.

Congratulations! You have just set the new bar for high end buffet service!



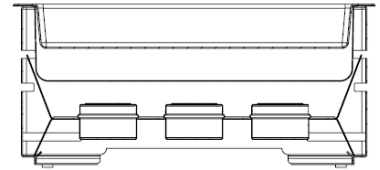
PARTS:

Your Multi-Chef Warmer includes the following parts:

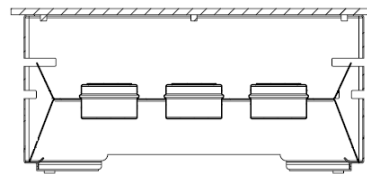
1. 3 piece-set Standard Fuel Burner Holders
2. 1 Convertible Inner Frame
3. 1 Multi-Chef Warmer

ASSEMBLY & FEATURES:

- A. To fit a standard chafing dish water pan, insert the inner frame into the warmer short leg-side down.



CROSS-SECTION VIEWS: INSIDE OF FRAME

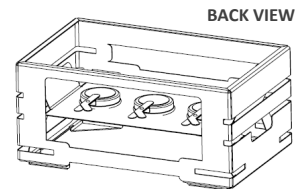


- B. To use as a grill-top warmer, insert the inner frame with the longer legs first.

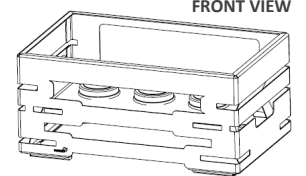
When placing the convertible frame inside the warmer, make sure that you set both legs on the metal frame. If placed correctly, you will be able to lift the Multi-Chef without the inner frame falling through or moving.

The back part of your Multi-Chef Warmer has a large window designed specifically for your **easy placement** of the fuel burner holders.

The front part has smaller windows that allows for your **easy adjustment** of the fuel burner holders.



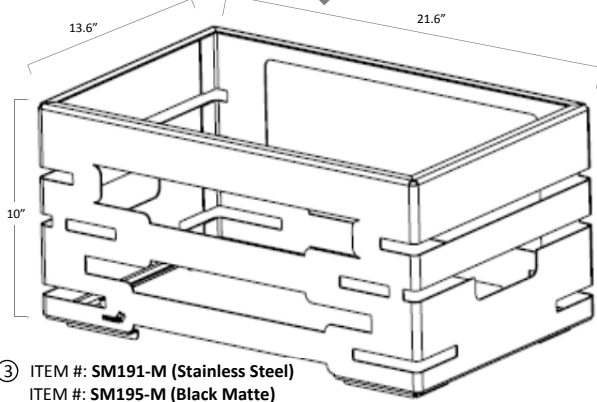
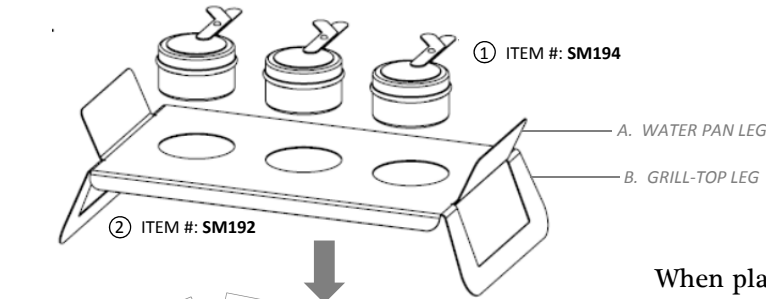
BACK VIEW



FRONT VIEW

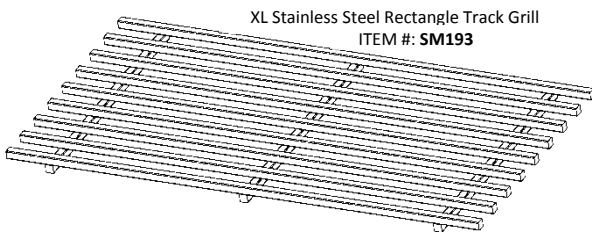
This item was designed for **easy storage**! Save storage space by stacking your Multi-Chef Warmers one on top of the other.

Maximize the use of your Multi-Chef Warmer by setting up multi-level stations. Connect them with our Multi-Level Risers and any Rosseto glass, acrylic, or wood surface!



- ③ ITEM #: SM191-M (Stainless Steel)
ITEM #: SM195-M (Black Matte)

OPTIONAL ACCESSORY:



NEED ASSISTANCE?

Please contact our customer support at (847)763-1215 and we'll be happy to assist with any assembly questions, comments or concerns.

ROSSETO® 3714 Jarvis Avenue, Skokie, IL 60076
Visit our website at: www.rosseto.com