

Mosaic 3 Gal. Milk Urn


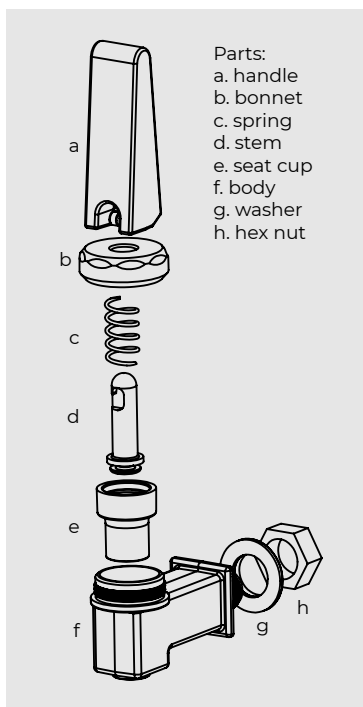
Instruction Sheet | Models: LD203, LD204, LD205, & LD207

SETTING UP YOUR PRODUCT

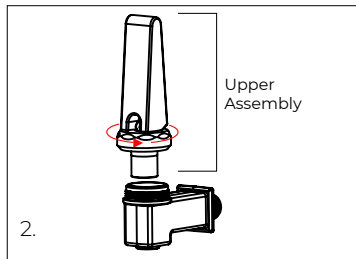
- Carefully remove all parts from packaging and poly bags.
- Make sure you have all parts listed before discarding package:
 - Ice Chamber
 - Lid
 - Body
 - Faucet
 - Stainless Steel, Black, or Bronze Base
- Hand wash all parts before first use by following cleaning instructions attached.
- Assemble faucet by following instructions below.
- Fill with desired cold beverage and cover with lid.
- Twist ice chamber cap off and fill with ice. Twist lid back on and insert into lid hole.
- Place milk dispenser away from direct sunlight and heat sources to not interfere with milk temperature.
- According to the US Food and Drug Administration, milk should never be out of the fridge for longer than two hours.



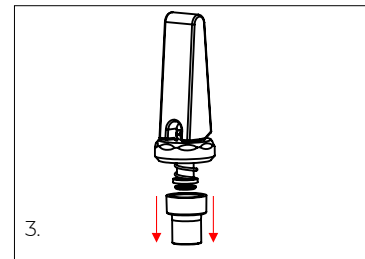
FAUCET INSTRUCTIONS



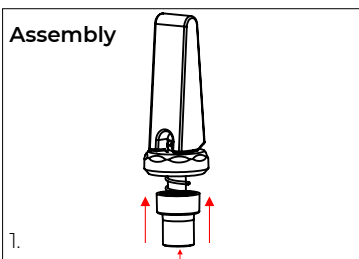
1. Unscrew hex nut from inside tank. Remove faucet body and silicone washer from front.



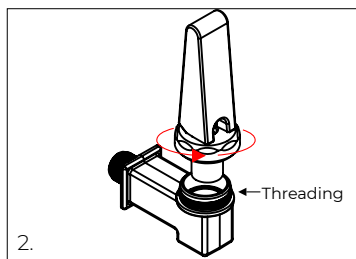
2. Detach upper assembly from faucet body by unscrewing bonnet.



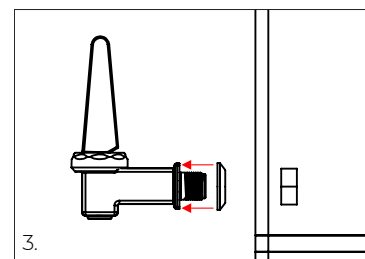
3. Remove seat cup by pulling down. Follow attached cleaning instructions.



1. Place the seat cup over stem/spring. Snap seat cup in place by applying direct pressure to the bottom.



2. Hand tighten upper assembly/bonnet onto faucet body until you see no more threading.



3. Place washer over threading of faucet, washer should be flush with faucet body. Place faucet on dispenser and secure with hex nut. Hand tighten only!



Mosaic 3 Gal. Milk Urn

Instruction Sheet | Models: LD203, LD204, LD205, & LD207



CLEANING & CARE INSTRUCTIONS

1. Hand wash all parts, including disassembled faucet, with mild soap and warm water after every use.
2. Rinse and dry with soft microfiber cloth.
3. **Do not place any part of the beverage dispenser or faucet in the dishwasher or freezer.**
4. Do not use alcohol, ammonia, or any chemical based cleaners to clean dispenser.
5. Do not use abrasive materials such as scrapers or metal based brushes on dispenser.

SPECIFICATIONS

Capacity 3 Gallons / 11.5 Liters

LD203, LD204, LD205

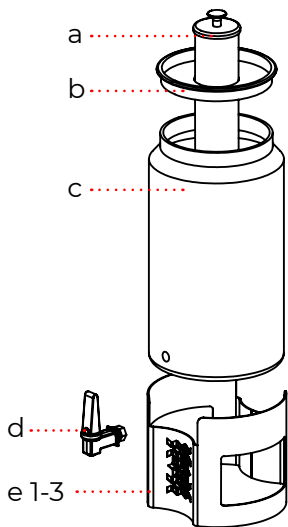
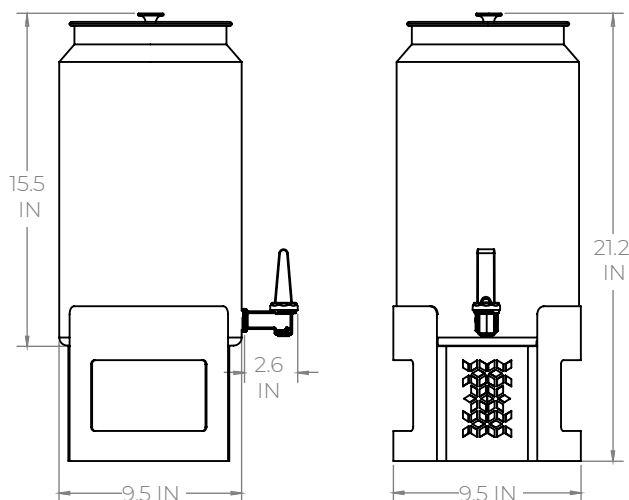
Dimensions 9.5 x 9.5 x 21.2 IN / 24.1 x 24.1 x 39.4 CM

Weight 11.5 lb / 5.2 kg

LD207

Dimensions 9.5 x 9.5 x 15.5 IN / 24.1 x 24.1 x 53.8 CM

Weight 8.4 lb / 3.8 kg



REPLACEMENT PARTS

Item Description	Item Number	Material
a. Ice Chamber & Cap	LDF021	Stainless Steel
b. Lid	LDL022	Stainless Steel
c. Body	<i>not available</i>	Stainless Steel
d. Faucet	LDM006	Stainless Steel
e. 1. Stainless Steel Base	<i>not available</i>	Stainless Steel, no finish
2. Black Matte Base	<i>not available</i>	Stainless Steel, black finish
3. Bronze Base	<i>not available</i>	Stainless Steel, bronze finish

NEED ASSISTANCE?

Customer Service Support: **847-763-1215**

Address: **3714 Jarvis Avenue Skokie, IL 60076**

Website: **www.rosseto.com**

R1 10012019

